

Virginia Results Planning and Performance Report

November 13, 2006

Virginia Information Technologies Agency (136)

Agency Head Contact Information

Name: Lem Stewart Phone: 343-9023

Email: lem.stewart@vita.virginia.gov

Planning and Performance Contact Information

Name: Barb Rudolph Title: Director - Budget, Planning & Analysis

Telephone: 804-371-5740 Email: barb.rudolph@vita.virginia.gov

Agency Website: <http://www.vita.virginia.gov>

Mission Statement

To be a model of operational excellence through delivery of enterprise IT services and solutions that represent best value at lowest cost.

Objectives

1. Provide enterprise IT services supporting state government at the best return on investment. Pursue streamlined business processes and innovative partnerships that revolutionize service delivery at significantly lower cost. Complete consolidation of agencies into VITA by 1/1/05, execute 1 valid PPEA proposal by FY05, achieve accumulated savings/avoidances of \$27M, \$56M, \$83M, and \$115M in FY05, FY06, FY07, and FY08 respectively.
2. Improve the COV's competitive position in the national and world marketplace. Harness opportunities to improve the availability, quality, and responsiveness of state services for our citizens and customers by increasing to 90% by the end of FY 2008 the percentage of eligible state services that are available electronically. Complete the modernization and reengineering of COV's IT infrastructure by FY 2008.
3. Create accountability for how public funds are spent on technology by establishing comprehensive performance metrics for VITA operations and resource mgmt activities with dashboard reporting capability, and implementing an independent project mgmt program and an independent customer service evaluation. Targets for FY05 include develop full set of IT metrics. FY06 conduct independent audits of all IT projects. FY07 implement formal benchmarking.
4. Grow our employees--Embed opportunities for professional growth and development into the agency's organization and operations. Targets for FY05 100% of employees receive basic customer service training. FY06 100% of front-line customer service employees and 30% of all other employees complete advanced customer service training. 60% and 80% of all other employees complete advanced customer service training in FY07 and FY08, respectively.

Activities

1. **Computing Platform:** To provide state agencies with an efficient and economical centralized source of computing power and related data storage, back-up, facilities, and print services.
2. **Knowledge Services:** To provide advanced automated systems that convert data into useful information, supporting both improved decision-making and enhanced citizen services.
3. **Video Services:** To provide video production, conferencing, and broadcasting services to customer agencies, upon request.
4. **Voice Services:** To provide a complete range of local/long-distance telephone, paging, voice over I.P., and two-way radio services to customer agencies.
5. **Legal and Legislative:** To provide research, review, and drafting services that enable VITA management to evaluate legal and legislative approaches that best support VITA's mission.
6. **Audit Services:** To provide assurance that VITA systems and processes are properly controlled, are efficient and effective, and conform to applicable standards and requirements.
7. **Desktop and End User Services:** To provide desktop computing support, manage service delivery, and to provide a central point of contact for help desk related incidents, requests for information, and requests for services leading to resolution.
8. **Financial Management:** To develop, oversee the conduct of, and report on VITA's financial plans, budget, and rate schedule.
9. **Procurement and Contracting Services:** To ensure that VITA's supply chain for goods and services--who we buy from and how we buy it--is effectively maintained to provide the best value to the agency from its purchases.
10. **Human Services:** To effectively manage the agency's most critical resource--its employees--via a comprehensive program of recruitment, training and career development, and communication.
11. **Technology Management Oversight Services:** To manage the state's information technology assets and purchases as components of an investment portfolio, each of which must be regularly evaluated for its value and contribution.
12. **Security Services:** To ensure that VITA facilities and operations are secure from external or internal threats or unauthorized intrusions. To provide electronic intrusion alert and response services for all state agencies.
13. **Geographic Information Access Services:** To foster the creative use of geographic information and oversees the catalog of GIS data and services available in the Commonwealth
14. **Web Development and Support:** To manage the state's Web "portal" (home page) and to provide Web page and on-line transaction development and maintenance for customer agencies, upon request
15. **Network Services:** To provide comprehensive data communications in support of VITA and its customer agencies

- 16. **Financial Assistance for Emergency Communications Services:** To support emergency communication systems and wireless E-911 initiatives including financial assistance to service providers and localities.
- 17. **Business Services:** To develop, acquire, and/or maintain business software for VITA's internal use or for statewide application. To provide customer agencies with development and maintenance of business software, upon request.

| Customers | Growth Trend |
|--|--------------|
| VITA direct service users in state and local governments | Increasing |
| State Executive and Legislative Branch officials | Increasing |
| Local governments | Increasing |
| Business and industry | Increasing |
| Citizens of the Commonwealth | Increasing |

| Governor's and Other Initiatives | Status |
|--|---|
| Conduct 92 (100% of all executive branch agencies) audits by December 15, 2003. | Completed January 2005. This measure relates to the audit of databases. VITA issued a January 2005 report on the Security of Government Databases as of December 31, 2003. The report is based on APA IT audit reports for in-scope agencies. |
| By August 1, 2002, develop policies, procedures and standards for conducting audits of government databases and data communications. | Completed July 2003 |

Performance Measures

Measure #1

Virginia information technology (IT) enterprise cost savings

Is this measure a number or percent

The preferred direction of the trend

Target Value Target Date

Data Begins Collection Frequency

| Year | Measurement |
|------|-------------|
| 2005 | 30 |
| 2006 | |

Not enough data to graph

Explanatory Note

Statewide (enterprise) savings related to VITA's IT Operations. Data is measured in millions. Therefore, the target for FY 2006 is \$30,000,000. This was a new enterprise measure starting in FY05. As of September 1, 2005, the \$30 million FY05 figure is preliminary & will be finalized later in the fall.

Title or brief description of the primary data source(s)

VITA's financial management systems, and customer/agencies' expenditures for projects and services

Describe how the measure is calculated

Cumulative cost savings realized through enterprise purchasing and consolidation equals post consolidation expenditures minus pre-consolidation expenditures for the same goods and services.

Describe how the target is calculated

The target is established using estimates related to cost saving initiatives.

Measure #2

Total cost of Virginia enterprise computing services and support per state employee

Is this measure a number or percent

The preferred direction of the trend

Target Value Target Date

Data Begins Collection Frequency

| Year | Measurement |
|------|-------------|
| 2005 | 1,194.7 |
| 2006 | |

Not enough data to graph

Explanatory Note

The total cost to operate and maintain the Virginia/VITA IT enterprise compared to the number of state employees. This is an efficiency measure that should decrease with heightened productivity. This was a new measure in FY05. The June 30, 2005 statewide MEL figure of 107,056 was used in this calculation.

Title or brief description of the primary data source(s)

VITA financial management systems (for operating costs) and the Appropriation Act and DHRM (for number of state employees): Expenditures of fully integrated agency (after November 2004) and number of state employees

Describe how the measure is calculated

Total VITA expenditures post-consolidation divided by the total number of state employees

Describe how the target is calculated

An estimate of future VITA budget as compared to the approximate number of state employees as of July 2006.

Measure #3

Percentage of major IT projects completed on time and on budget

Is this measure a number or percent The preferred direction of the trend Target Value Target Date Data Begins Collection Frequency

| Year | Measurement |
|------|-------------|
| 2005 | 100 |
| 2006 | |

Not enough data to graph

Explanatory Note

VITA is currently auditing the success of major projects. This was a new measure in FY05. The measure was edited to omit the phrase "and meeting customer expectations" in September 2005; this was amended because VITA's FY05 verification audit does not include this variable. However, in the future VITA should have this data. At that time this measure will be changed to include "on time, on budget and meeting customer expectations."

Title or brief description of the primary data source(s)

Commonwealth Major IT Project Status Report Dashboard and corresponding verification audits

Describe how the measure is calculated

The performance, cost and completion dates are reported in the Dashboard. Those projects meeting all specifications are calculated as a percentage of all projects completed during the reporting period.

Describe how the target is calculated

Established based upon Chief Information Officer and IT Investment Board objectives and related experience with projects completed since the creation of the Dashboard and planned projects for FY06. VITA views the FY05 results of 100% as atypical.

Measure #4

External customer satisfaction survey - Overall satisfaction rating

Is this measure a number or percent The preferred direction of the trend Target Value Target Date Data Begins Collection Frequency

| Year | Measurement |
|------|-------------|
| 2005 | 7.1 |
| 2006 | |

Not enough data to graph

Explanatory Note

VITA conducted an in-scope agency survey in November 2004. Of a possible 10 point likert scale, the cumulative score for the agency was 7.1. VITA will be conducting an external customer satisfaction survey in the fall of 2005. This survey is planned to be completed annually in the future. The target value will be established once the fall 2005 data is obtained and has been reviewed. This is estimated to be November 2005.

Title or brief description of the primary data source(s)

External customer survey conducted by VITA in November 2004 - to be conducted by UVA in fall 2005.

Describe how the measure is calculated

Percentage of customers indicating an overall level of satisfaction with VITA

Describe how the target is calculated

The target will be established with the assistance of UVA's Weldon Center for surveying

Measure #5

Percent of eligible services to citizens provided via information technology

Is this measure a number or percent The preferred direction of the trend Target Value Target Date Data Begins Collection Frequency

| Year | Measurement |
|------|-------------|
| 2005 | 72 |
| 2006 | |

Not enough data to graph

Explanatory Note

VITA took this measure for the first time in FY05. Results for this measure will be reported annually in the future. This measure is a percentage of eligible services and transactions available to citizens through technology, to increase efficiency and save users' time.

Title or brief description of the primary data source(s)

Online survey with state agencies to define the number of eligible services and the number of services provided using information technology. Agencies will inform VITA of the data and VITA will work with the agencies to increase this figure annually.

Describe how the measure is calculated

The number of services provided using information technology divided by the total number of eligible services.

Describe how the target is calculated

Target is set by the IT Investment Board and VITA's Commonwealth Information Officer. Because VITA exceeded its FY05 target, the FY06 target may be revised to a higher figure. This will be determined in November 2005.

Measure #6

Percentage of critical IT incidents resolved within the four hour goal

Is this measure a number or percent The preferred direction of the trend Target Value Target Date Data Begins Collection Frequency

| Year | Measurement |
|------|-------------|
| 2005 | 55 |
| 2006 | |

Not enough data to graph

Explanatory Note

Success rate related to the resolution of critical IT incidents within the designated goal of four hours. This was a new goal and measure in FY05. The target value for FY06 is 65%.

Title or brief description of the primary data source(s)

VITA's "Service Group Close Time Statistics" database

Describe how the measure is calculated

Critical incidents resolved within the goal of four hours divided by the total number of critical incidents experienced

Describe how the target is calculated

A estimate given the FY05 baseline results and the related workload and resources

Measure #7

Dollar volume of agency Small, Women, and Minority Business (SWAM) procurement participation

Is this measure a number or percent The preferred direction of the trend Target Value Target Date Data Begins Collection Frequency

| Year | Measurement |
|------|-------------|
| 2005 | 11.3 |
| 2006 | |

Not enough data to graph

Explanatory Note

This figure is measured in millions of dollars. The FY05 target was \$7,400,000. The state encourages increased business with small, women, and minority businesses. This figure will measure VITA's related results in this area. This was a new measure in FY05. The FY06 target will be established by October 1, 2005.

Title or brief description of the primary data source(s)

VITA's financial management systems and Virginia's procurement databases

Describe how the measure is calculated

Expenditures for goods and services purchased from SWAM certified businesses

Describe how the target is calculated

Established by the Chief Information Officer and the IT Investment Board, based upon VITA's budget, experience, upcoming contracts, and anticipated volumes; and addressing state objectives for increasing SWAM participation.

Measure #8

Percentage of time all production servers and mainframes at VITA's Operations Center are operating properly (not including scheduled maintenance periods)

Is this measure a number or percent

The preferred direction of the trend

Target Value Target Date

Data Begins Collection Frequency

| Year | Measurement |
|------|-------------|
| 2005 | 99.5 |
| 2006 | |

Not enough data to graph

Explanatory Note

One of VITA's primary responsibilities is to maintain state owned servers and mainframes. This measure indicates the percentage of time that these resources are running properly for users. This was a new measure for 2005.

Title or brief description of the primary data source(s)

IBM's System Measurement Facility, Unisys, UNIX, and Windows measurement systems

Describe how the measure is calculated

Total actual operating up time divided by total scheduled up time

Describe how the target is calculated

Based upon previous performance and industry standards

Secretary of Technology (184)

Agency Head Contact Information

Name: George Newstrom Phone: 804-786-9579
Email: george.newstrom@governor.virginia.gov

Planning and Performance Contact Information

Name: Eugene Huang Title: Deputy Secretary of Technology
Telephone: 804-786-9579 Email: eugene.huang@governor.virginia.gov
Agency Website: www.technology.virginia.gov

Mission Statement

Mission statement is blank.

Objectives

No Objectives have been entered for this agency.

Activities

- 1. General Management and Direction:** Efforts to provide management and direction to agencies within the Technology Secretariat.

Customers

Growth Trend

No Customers have been entered for this agency.

| Governor's and Other Initiatives | Status |
|--|-----------|
| The Governor will adopt the strategic plan for technology by September 15, 2002. | Completed |

Performance Measures

No measures have been entered for this agency.

Innovative Technology Authority (934)

Agency Head Contact Information

Name: Peter Jobse Phone: 703-689-3040

Email: pjobse@cit.org

Planning and Performance Contact Information

Name: Linda Gentry Title: S.V.P. Finance & Administration

Telephone: 703-689-3035 Email: linda@cit.org

Agency Website: http://www.cit.org/index_ie4.html

Mission Statement

CIT accelerates Virginia's next generation of technology and technology companies

Objectives

1. Create new nanotechnology and life sciences industry clusters in Virginia
2. Solve national and regional technological challenges through world-class R&D programs
3. Make Virginia a global leader in the development of entrepreneurial technology ventures
4. Advance Virginia's technology commissions and policy initiatives

Activities

1. **Nanomanufacturing Industry Clusters:** Identify opportunities to accelerate nanomanufacturing research, development, and commercialization in Virginia
2. **Life Sciences Industry Clusters:** Identify opportunities to accelerate "SmartBio" research, development, and commercialization in Virginia
3. **Institute of Defense and Homeland Security:** Deliver solutions to national defense and homeland security challenges through Virginia's Institute of Defense and Homeland Security
4. **World-class Research and Development:** Deliver technology solutions to national and regional economic challenges
5. **Attract federal R&D grants and contracts:** Identify and accelerate opportunities for Virginia's small technology businesses to obtain federal research and

development grants and contracts

6. **Small business sales to government:** Identify and accelerate opportunities for Virginia's small technology businesses to sell to government
7. **Close the early stage venture funding gap:** Accelerate funding for very early-stage tech companies
8. **Regional Operations:** Efforts to provide a variety of services to Virginia's small technology companies such as research support for patents, matching companies with technology expertise, identifying intellectual property suitable for marketing, and developing e-business support solutions.
9. **Broadband Deployment:** Efforts to increase the deployment of affordable last-mile advanced electronic communication services into Virginia's underserved areas, and to identify and secure federal or private funding.
10. **Commission administrative and technology-policy support:** Efforts to advise Virginia's Governor and federal government groups on appropriate research and technology-based commercial endeavors in Virginia, and to provide research and guidance to Virginia's Technology Research and Advisory Commission on opportunities to build advocacy or develop policy recommendations.
11. **Commonwealth of Virginia Information Technology Symposium (COVITS):** Efforts to organize the Commonwealth of Virginia Information Technology Symposium (COVITS), a world-class conference focused on the convergence of business, government, and academia leadership to identify, discuss, and propose solution to critical technology issues.
12. **Commonwealth Technology Research Fund (CTRF) Administration:** Efforts to administer the CTRF by advising on research awards, administering disbursing grant money to existing awardees, and overseeing any administrative issues that may arise such as annual performance reports.

| | |
|------------------|--------------|
| Customers | Growth Trend |
|------------------|--------------|

Virginia technology companies, communities, and research institutions

| Governor's and Other Initiatives | Status |
|---|-----------------------------|
| Produce a study identifying the state of deployment for both broadband and narrowband data communications. This study will be completed by November 30, 2002. | Completed in November, 2002 |
| By December 31, 2002, develop a uniform intellectual property policy for Virginia's colleges and universities (to coincide with the requirements of HB 530, HJR 206, and HJR 88). | Completed in December, 2002 |

Performance Measures

Measure #1

Promote technology based economic development by providing technology assistance to small businesses with a goal of growing jobs and competitiveness in all areas of the Commonwealth.

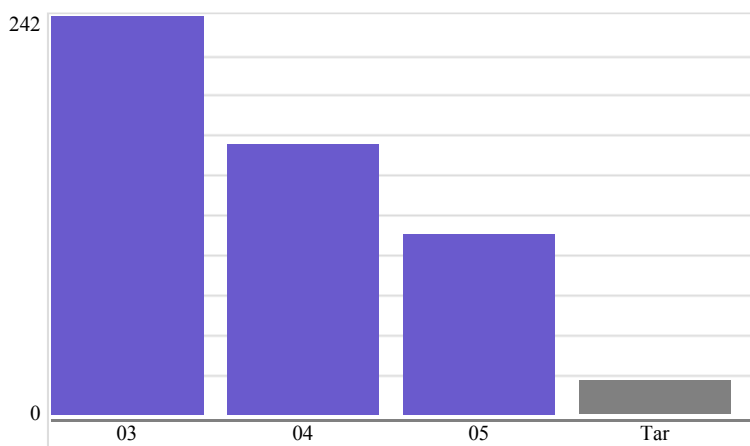
Is this measure a number or percent

The preferred direction of the trend

Target Value Target Date

Data Begins Collection Frequency

| Year | Measurement |
|------|-------------|
| 2003 | 240.3 |
| 2004 | 163.2 |
| 2005 | 109.2 |
| 2006 | |



Explanatory Note

MEASUREMENT NOTE: Target value and results are in millions of dollars. PROGRAM DESCRIPTION: Provide technology services to small companies to assist in business growth and productivity improvement. TARGET VALUE NOTE: a significantly lower target has been set for 2006, due to the impact of past budget reductions that took CIT funding from \$11.4M in FY2002 to \$6M in FY2006. These reductions yield a ripple effect that reduces the results that CIT can achieve. DATA BEGINS NOTE: 2003 is the first year that CIT started using the current goals based measurement process, so data is not available to match these goals for previous years.

Title or brief description of the primary data source(s)

Companies are identified and tracked by CIT Regional Operations in the CIT Client Database. Data within the Client Database is validated by clients providing company reporting results

Describe how the measure is calculated

Growth and productivity data obtained from companies expressed in dollar value was summed to

derive the total.

Describe how the target is calculated

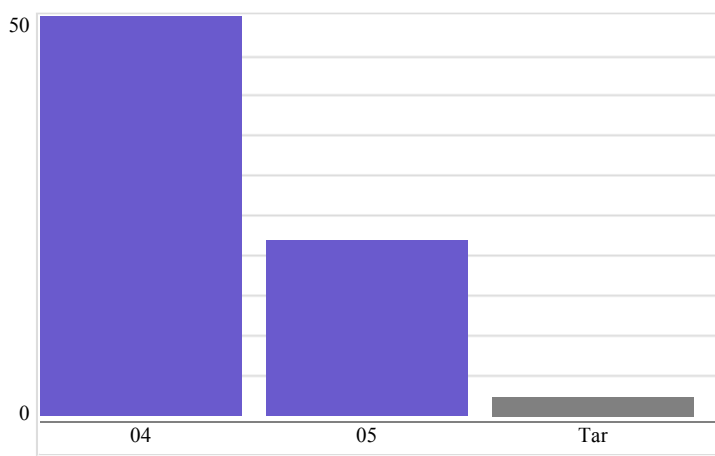
Target is set based upon prior year's growth and productivity amounts.

Measure #2

Accelerate Virginia's small technology businesses' opportunities to obtain federal research and development awards and contracts.

Is this measure a number or percent **Number**
The preferred direction of the trend **Increase**
Target Value **2.5** Target Date **2006**
Data Begins **2004** Collection Frequency **Annual**

| Year | Measurement |
|------|-------------|
| 2004 | 49.9 |
| 2005 | 21.9 |
| 2006 | |



Explanatory Note

MEASUREMENT NOTE: Target value and results are in millions of dollars. PROGRAM DESCRIPTION: Provide assistants to Virginia small technology business by recruiting and educating candidate companies in the federal proposal process concentrating on the Small Business Innovation Research and Advanced Technology Programs. DATA BEGINS/MEASUREMENT NOTE: 2003 is the first year that CIT started using the current goals based measurement process. Also, target and results have declined since CIT appropriation has been reduced from \$11.4M in FY2002 to \$6M in FY2006. These reductions yield a ripple effect that reduces the results that CIT can achieve.

Title or brief description of the primary data source(s)

Client companies provided federal award numbers and amounts obtained with CIT's assistance.

Describe how the measure is calculated

Total amount of awards estimated is to be obtained by CIT's client companies.

Describe how the target is calculated

Target was set based upon prior year's numbers.

Measure #3

Number of businesses and high-tech jobs created resulting from the commercialization of university-based research.

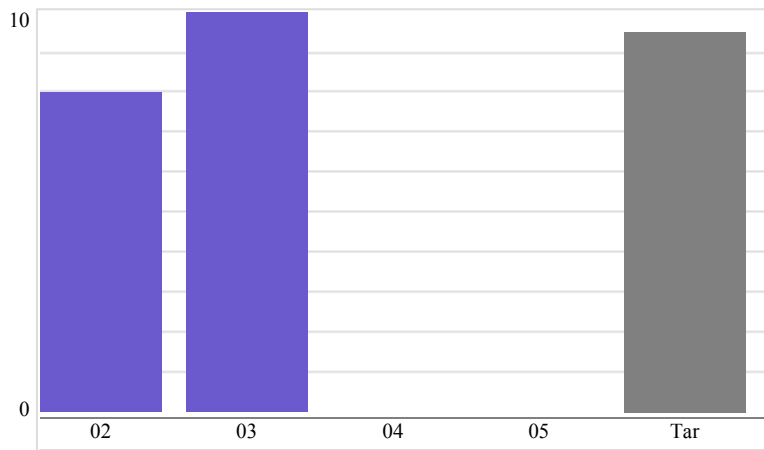
Is this measure a number or percent

The preferred direction of the trend

Target Value Target Date

Data Begins Collection Frequency

| Year | Measurement |
|------|-------------|
| 2002 | 8 |
| 2003 | 10 |
| 2004 | |
| 2005 | |
| 2006 | |



Explanatory Note

Baseline established. There is a one year lag in the availability of the data. METRIC UPDATE: As of 9/29/2005, we are in the process of trying to obtain the Association of University Technology Managers (ATUM) report. We have been told by a 3rd party that this information is not collected by ATUM at this time.

Title or brief description of the primary data source(s)

Report entitled, Association of University Technology Managers, FY 2003 Survey.

Describe how the measure is calculated

The agency assumes on average, one high-tech job will be created for each new high-tech company. The number represents the number of businesses.

Describe how the target is calculated

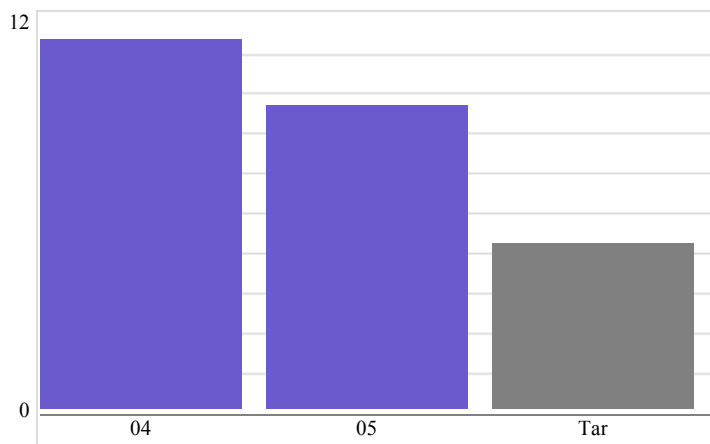
none

Measure #4

Accelerate and capture funding for Virginia early stage technology companies

Is this measure a number or percent The preferred direction of the trend Target Value Target Date Data Begins Collection Frequency

| Year | Measurement |
|------|-------------|
| 2004 | 11.1 |
| 2005 | 9.1 |
| 2006 | |

**Explanatory Note**

MEASUREMENT NOTE: Target value and results are in millions of dollars. PROGRAM DESCRIPTION: Recruit, educate, and market Virginia small technology companies to regional venture firms to obtain venture capital funds. DATA BEGINS/MEASUREMENT NOTE: 2003 is the first year that CIT started using the current goals based measurement process. Also, the target and results have declined as CIT's appropriation has declined. The appropriation for CIT was \$11.4M in FY2002 and \$6M in FY2006. These reductions yield a ripple effect that reduces the results that CIT can achieve.

Title or brief description of the primary data source(s)

Client information provided information about private capital received.

Describe how the measure is calculated

Total amount of funds received by CIT client companies.

Describe how the target is calculated

Historical information is used.

Measure #5

Annual number of Virginia jobs in technology-based industries, segregated by NAIC code.

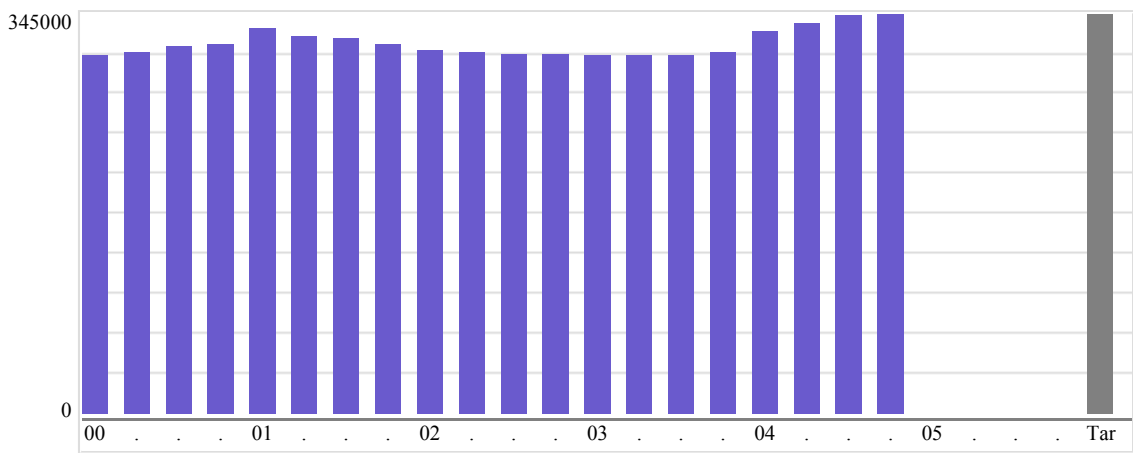
Is this measure a number or percent

The preferred direction of the trend

Target Value Target Date

Data Begins Collection Frequency

| | Q1 | Q2 | Q3 | Q4 |
|------|---------|---------|---------|---------|
| 2000 | 308,478 | 311,968 | 316,597 | 319,649 |
| 2001 | 332,395 | 326,254 | 323,534 | 318,666 |
| 2002 | 313,642 | 311,386 | 311,076 | 311,274 |
| 2003 | 309,326 | 308,659 | 309,636 | 312,974 |
| 2004 | 329,042 | 335,822 | 342,826 | 344,863 |
| 2005 | | | | |
| 2006 | | | | |



Explanatory Note

This measure has changed from references to using SIC codes, which are no longer being used, to the North American Industry Classification System (NAICS) codes. VEC data has a lag of at least six months.

Title or brief description of the primary data source(s)

VEC ES-202 data, as defined by the Chmura Economics and Analytics Report for high tech industries. Chmura converted historical data to NAICS codes.

Describe how the measure is calculated

The codes for appropriate technology industries have been identified and the number of positions totalled in the Chmura report.

Describe how the target is calculated

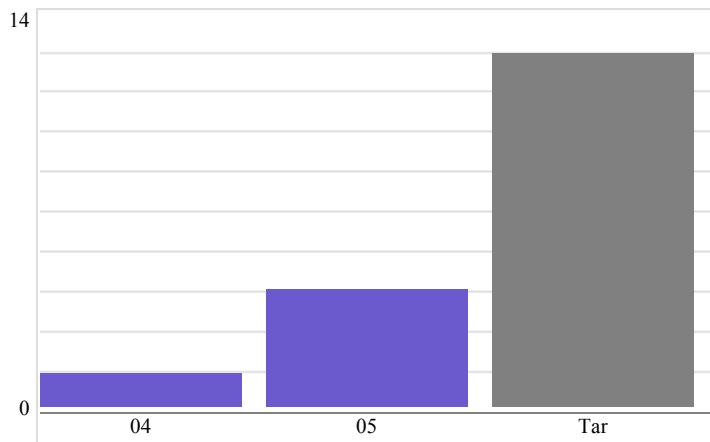
The relevant industry codes have been identified by the Innovative Technology Authority and the positions have been totalled.

Measure #6

Deliver technology solutions to national and regional economic challenges

Is this measure a number or percent The preferred direction of the trend Target Value Target Date Data Begins Collection Frequency

| Year | Measurement | |
|------|-------------|--|
| 2004 | 1.2 | |
| 2005 | 4.1 | |
| 2006 | | |

**Explanatory Note**

MEASUREMENT NOTE: Target value and results are in millions of dollars. PROGRAM DESCRIPTION: Increase Virginia federal research awards. DATA BEGINS NOTE: 2003 is the first year that CIT started using the current goals based measurement process.

Title or brief description of the primary data source(s)

New federal awards received by CIT or Virginia universities attributed by CIT's efforts.

Describe how the measure is calculated

Award CIT received was summed to derive total. This same number is reflected in CIT financial statements under Revenue from Federal business.

Describe how the target is calculated

Target is set based upon prior year's award amounts and anticipated pipe line for the coming year.

Measure #7

Number of undergraduate and graduate students graduating with degrees in engineering and the sciences.

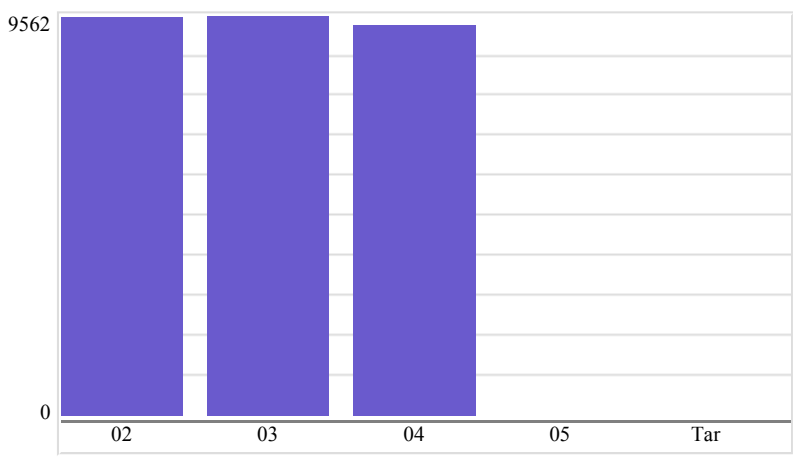
Is this measure a number or percent

The preferred direction of the trend

Target Value Target Date

Data Begins Collection Frequency

| Year | Measurement |
|------|-------------|
| 2002 | 9,522 |
| 2003 | 9,562 |
| 2004 | 9,332 |
| 2005 | |
| 2006 | |



Explanatory Note

Baseline established - 2002 Academic Year. At all Virginia public higher ed institutions, undergraduate and graduate, 9,522 degrees were awarded in science and engineering. We are working with SCHEV to obtain this information. We expect to have the information within the next month.

Title or brief description of the primary data source(s)

Report by the State Council of Higher Education for Virginia.

Describe how the measure is calculated

The data is retrieved from a table in the report.

Describe how the target is calculated

none

Measure #8

Increase support to public and quasi-public bodies within the Commonwealth to enhance or facilitate the prompt availability of and access to advanced electronic communications services (broadband.)

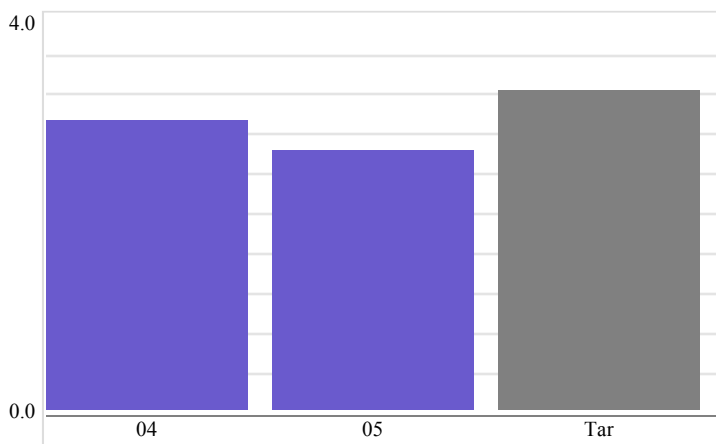
Is this measure a number or percent

The preferred direction of the trend

Target Value Target Date

Data Begins Collection Frequency

| Year | Measurement |
|------|-------------|
| 2004 | 2.9 |
| 2005 | 2.6 |
| 2006 | |



Explanatory Note

MEASUREMENT NOTE: Target value and results are in millions of dollars. PROGRAM DESCRIPTION: CIT staff will identify and secure federal and/ or private funding through competitive solicitations, non-competitive solicitations, foundations and partnership arrangements. DATA BEGINS/MEASUREMENT NOTE: 2003 is the first year that CIT started using the current goals based measurement process. Also, CIT's results have declined as CIT appropriation has been reduced from \$11.4M in FY2002 to \$6M in FY2006. These reductions yield a ripple effect that reduces the results that CIT can achieve.

Title or brief description of the primary data source(s)

Funds obtained by public or private sources to advance the deployment of affordable last-mile broadband technologies into underserved areas.

Describe how the measure is calculated

Total number of funds obtained by CIT or other Virginia public or quasi-public bodies.

Describe how the target is calculated

Estimate of goal.

Measure #9

Raise funds to provide a world-class technology symposium focused on the convergence of business, government, and academia leadership to identify, discuss, and propose solutions to critical technology issues.

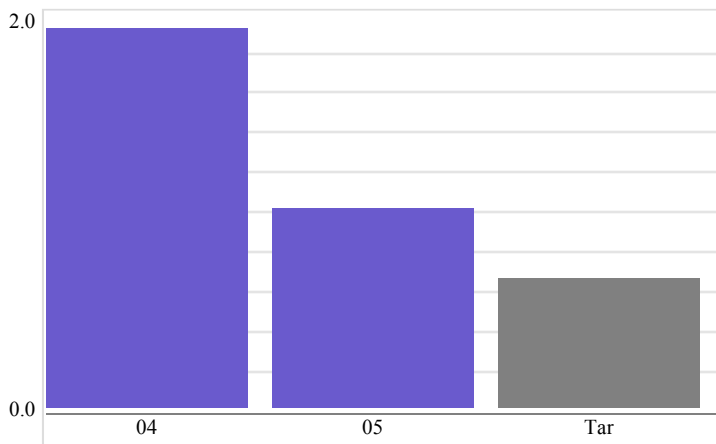
Is this measure a number or percent

The preferred direction of the trend

Target Value Target Date

Data Begins Collection Frequency

| Year | Measurement |
|------|-------------|
| 2004 | 1.9 |
| 2005 | 1.0 |
| 2006 | |



Explanatory Note

MEASUREMENT NOTE: Target value and results are in millions of dollars. PROGRAM DESCRIPTION: Conduct the Commonwealth of Virginia Information Technology Symposium (COVITS) in different locations in Virginia focusing on important technology challenges faced by the technology leaders. DATA BEGINS/MEASUREMENT NOTE: 2003 is the first year that CIT started using the current goals based measurement process. Also, target and results have declined to coincide with program change in scope.

Title or brief description of the primary data source(s)

Federal and private funds received by CIT to provide a technology symposium

Describe how the measure is calculated

Total number of federal awards and private sponsorship to provide the symposium.

Describe how the target is calculated

Target was set based upon prior year's numbers.

